

INDEPENDENT AUDITOR'S REPORT
To The Board of Directors of R SYSTEMS TECHNOLOGIES LIMITED
Report on the Financial Statements

Opinion

We have audited the accompanying financial statements of **R SYSTEMS TECHNOLOGIES LIMITED** ("the Company"), which comprise the Statement of Financial Position as at December 31, 2021, and the Statement of Profit or Loss and Other Comprehensive Income, the Statement of Cash Flows and the Statement of Changes in Equity for the year then ended, and a summary of significant accounting policies and other explanatory information.

In our opinion and to the best of our information and according to the explanations given to us, the aforesaid financial statements give a true and fair view in conformity with the with the International Financial Reporting Standards ("IFRS") as issued by the International Accounting Standards Board ("IASB"), of the state of affairs of the Company as at December 31, 2021, its profit, total comprehensive income, its cash flows and changes in equity for the year ended on that date.

Basis for opinion

We conducted our audit of the financial statements in accordance with the Standards on Auditing (SAs) issued by the Institute of Chartered Accountants of India ("ICAI"). Our responsibilities under those Standards are further described in the Auditor's Responsibility for the audit of financial statements section of our report. We are independent of the Company in accordance with the Code of Ethics issued by the Institute of Chartered Accountants of India ("ICAI") and we have fulfilled our other ethical responsibilities in accordance with these requirements and the ICAI's Code of Ethics. We believe that the audit evidence obtained by us is sufficient and appropriate to provide a basis for our audit opinion on the financial statements.

Management's Responsibility for the financial statements

The Company's Board of Directors is responsible for the preparation of these financial statements that give a true and fair view of the financial position, financial performance including other comprehensive income, cash flows and changes in equity of the Company in accordance with IFRS as issued by the IASB.

This responsibility also includes maintenance of adequate accounting records, for safeguarding the assets of the Company and for preventing and detecting frauds and other irregularities; the selection and application of appropriate accounting policies; making judgments and estimates that are reasonable and prudent; and the design, implementation and maintenance of adequate internal financial controls, that were operating effectively for ensuring the accuracy and completeness of the accounting records, relevant to the preparation and presentation of the financial statements that give a true and fair view and are free from material misstatement, whether due to fraud or error.

In preparing the financial statements, management is responsible for assessing the Company's ability to continue as a going concern, disclosing, as applicable, matters related to going concern and using the going concern basis of accounting unless management either intends to liquidate the Company or to cease operations, or has no realistic alternative but to do so. The Board of Directors is also responsible for overseeing the Company's financial reporting process.



Auditor's Responsibility for the audit of financial statements

Our objectives are to obtain reasonable assurance about whether the financial statements as a whole are free from material misstatement, whether due to fraud or error, and to issue an auditor's report that includes our opinion. Reasonable assurance is a high level of assurance, but is not a guarantee that an audit conducted in accordance with SAs will always detect a material misstatement when it exists. Misstatements can arise from fraud or error and are considered material if, individually or in the aggregate, they could reasonably be expected to influence the economic decisions of users taken on the basis of these financial statements.

As part of an audit in accordance with SAs, we exercise professional judgment and maintain professional skepticism throughout the audit. We also:

- Identify and assess the risks of material misstatement of the financial statements, whether due to fraud or error, design and perform audit procedures responsive to those risks, and obtain audit evidence that is sufficient and appropriate to provide a basis for our opinion. The risk of not detecting a material misstatement resulting from fraud is higher than for one resulting from error, as fraud may involve collusion, forgery, intentional omissions, misrepresentations, or the override of internal control.
- Obtain an understanding of internal control relevant to the audit in order to design audit procedures that are appropriate in the circumstances, but not for the purpose of expressing an opinion on the effectiveness of the Company's internal control.
- Evaluate the appropriateness of accounting policies used and the reasonableness of accounting estimates and related disclosures made by the Board of Directors.
- Conclude on the appropriateness of the Board of Directors' use of the going concern basis of accounting and, based on the audit evidence obtained, whether a material uncertainty exists related to events or conditions that may cast significant doubt on the ability of the Company to continue as a going concern. If we conclude that a material uncertainty exists, we are required to draw attention in our auditor's report to the related disclosures in the financial statements or, if such disclosures are inadequate, to modify our opinion. Our conclusions are based on the audit evidence obtained up to the date of our auditor's report. However, future events or conditions may cause the Company to cease to continue as a going concern.
- Evaluate the overall presentation, structure and content of the financial statements, including the disclosures, and whether the financial statements represent the underlying transactions and events in a manner that achieves fair presentation.

Materiality is the magnitude of misstatements in the financial statements that, individually or in aggregate, makes it probable that the economic decisions of a reasonably knowledgeable user of the financial statements may be influenced. We consider quantitative materiality and qualitative factors in (i) planning the scope of our audit work and in evaluating the results of our work; and (ii) to evaluate the effect of any identified misstatements in the financial statements.

We communicate with those charged with governance regarding, among other matters, the planned scope and timing of the audit and significant audit findings, including any significant deficiencies in internal control that we identify during our audit.



**Deloitte
Haskins & Sells LLP**

We also provide those charged with governance with a statement that we have complied with relevant ethical requirements regarding independence, and to communicate with them all relationships and other matters that may reasonably be thought to bear on our independence, and where applicable, related safeguards.

For **DELOITTE HASKINS & SELLS LLP**
Chartered Accountants
(Firm's Registration No. 117366W/W-100018)



A handwritten signature in blue ink that reads "Jitendra Agarwal".

JITENDRA AGARWAL
Partner
(Membership No. 87104)
(UDIN: 22087104ADCNLR1025)

Place: New Delhi
Date: February 18, 2021

R Systems Technologies Limited
Statement of Financial Position as at December 31, 2021


Particulars	Notes	(Amount in USD)	
		As at December 31, 2021	As at December 31, 2020
ASSETS			
A. Current assets			
(a) Financial assets			
(i) Trade receivables	3	575,123	452,273
(ii) Cash and bank balances	4	42,852	74,089
(iii) Other financial assets	5	2,288	3,038
(b) Other current assets	6	6,653	-
Total current assets (A)		626,916	529,400
Total assets (A)		626,916	529,400
EQUITY AND LIABILITIES			
A. Capital and reserve			
(a) Share capital	7	243,750	243,750
(b) Retained earnings / (deficit)	8	311,873	(181,786)
Total capital and reserve (A)		555,623	61,964
Liabilities			
B. Non-Current liabilities			
(a) Financial liabilities			
(i) Borrowings	10	-	109,297
Total non-current liabilities (B)		-	109,297
C. Current liabilities			
(a) Financial liabilities			
(i) Trade payables	9	22,144	11,500
(ii) Borrowings	10	-	323,252
(iii) Other financial liabilities	11	11,200	6,150
(b) Current tax liability (Net)		37,949	17,237
Total current liabilities (C)		71,293	358,139
Total equity and liabilities (A+B+C)		626,916	529,400

Notes forming integral part of the financial statements 1 to 20

In terms of our report attached

For DELOITTE HASKINS & SELLS LLP

Chartered Accountants


JITENDRA AGARWAL
 Partner
 Membership No. 87104




Place: New Delhi

Date : February 18, 2022

For and on behalf of the Board of Directors of

R SYSTEMS TECHNOLOGIES LIMITED


DR. SATINDER SINGH REKHI
 Director

Place: Singapore

Date : February 18, 2022

R Systems Technologies Limited**Statement of Profit or Loss and Other Comprehensive Income for the year ended December 31, 2021**

Particulars	Notes	(Amount in USD)	
		Year ended December 31, 2021	Year ended December 31, 2020
Revenue from operations	12	4,730,902	3,009,151
Cost of revenues	13	(4,420,043)	(2,800,656)
Gross profit		310,859	208,495
Other income	14	304,120	-
Selling general and administrative expenses	15	(44,323)	(37,505)
Finance Cost	16	(8,689)	(9,172)
Profit before tax		561,967	161,818
Income tax expense	17	(68,308)	(40,101)
Profit for the year		493,659	121,717
Total comprehensive income for the year		493,659	121,717


Notes forming integral part of the financial statements

1 to 20

In terms of our report attached

For DELOITTE HASKINS & SELLS LLP

Chartered Accountants

**JITENDRA AGARWAL**

Partner

Membership No. 87104

Place: New Delhi

Date : February 18, 2022

**For and on behalf of the Board of Directors of
R SYSTEMS TECHNOLOGIES LIMITED**

A blue ink signature of Dr. Satinder Singh Rekhi.

DR. SATINDER SINGH REKHI

Director

Place: Singapore

Date : February 18, 2022

R Systems Technologies Limited
Statement of Cash Flow for the year ended December 31, 2021

Particulars	(Amount in USD)	
	Year ended December 31, 2021	Year ended December 31, 2020
Cash flows from operating activities		
Profit for the year	493,659	121,717
Adjustments for:		
Forgiveness of PPP Loan	(304,120)	-
Income tax expense	68,308	40,101
Interest paid on term loan	3,068	7,152
Interest on income tax	5,621	-
Interest accrued on borrowings	-	2,020
Operating profit before working capital changes	266,536	170,990
Changes in operating assets and liabilities:		
(Increase)/Decrease in trade receivables	(122,850)	(330,846)
(Increase)/Decrease in other financial assets and other assets	(5,903)	(1,469)
Increase/(Decrease) in trade and other payables and other financial liabilities	15,694	7,611
Cash generated/(used) from operations	153,477	(153,714)
Taxes paid, net of refunds	(53,217)	(28,264)
Net cash generated/(used) in operating activities (A)	100,260	(181,978)
Cash flows from investing activities	-	-
Net cash flows from investing activities (B)	-	-
Cash flows from financing activities		
Proceeds from term loan	-	302,100
Repayment of term loan	(128,429)	(67,848)
Interest paid on term loan	(3,068)	(7,152)
Net cash generated/(used) in financing activities (C)	(131,497)	227,100
Net increase/ (decrease) in cash and bank balances (A+B+C)	(31,237)	45,122
Cash and bank balances at the beginning of the year	74,089	28,967
Cash and bank balances at the end of the year	42,852	74,089

Notes forming integral part of the financial statements 1 to 20

In terms of our report attached


For DELOITTE HASKINS & SELLS LLP
Chartered Accountants


JITENDRA AGARWAL
Partner
Membership No. 87104



Place: New Delhi
Date : February 18, 2022

**For and on behalf of the Board of Directors of
R SYSTEMS TECHNOLOGIES LIMITED**


DR. SATINDER SINGH REKHI
Director

Place: Singapore
Date : February 18, 2022


R Systems Technologies Limited
Statement of Changes in Equity as at December 31, 2021


Particulars	(Amount in USD)		
	Share capital	Retained earning	Total
Balance at January 1, 2020	243,750	(303,503)	(59,753)
Profit for the year	-	121,717	121,717
Balance at December 31, 2020	243,750	(181,786)	61,964
Profit for the year	-	493,659	493,659
Balance at December 31, 2021	243,750	311,873	555,623

Notes forming integral part of the financial statements 1 to 20

In terms of our report attached.

For DELOITTE HASKINS & SELLS LLP
Chartered Accountants


JITENDRA AGARWAL
Partner
Membership No. 87104



Place: New Delhi
Date : February 18, 2022

For and on behalf of the Board of Directors of
R SYSTEMS TECHNOLOGIES LIMITED


DR. SATINDER SINGH REKHI
Director

Place: Singapore
Date : February 18, 2022

1. General information

R Systems Technologies Limited (the 'Company') is a wholly owned subsidiary of R Systems International Limited (RSIL) a company incorporated in India. The Company was incorporated under the laws of the State of Delaware on November 6, 1996.

The address of the registered office is 5000, Windplay Drive, Suite # 5, El Dorado Hills, Sacramento, California, USA, 95762.

The Company provides IT staffing and consulting services for customers primarily in USA geographies.

The financial statements were authorized for issuance by the Company's Board of Directors on February 18, 2022.

2. Summary of Significant Accounting Policies

a) Statement of compliance

The financial statements as at and for the year ended December 31, 2021 have been prepared in accordance with International Financial Reporting Standards and its interpretations ("IFRS"), as issued by the International Accounting Standards Board ("IASB").

b) Basis of preparation

The financial statements have been prepared on an accrual basis.

The financial statements have been prepared on the historical cost basis except where otherwise described in the accounting policies below.

Historical cost is generally based on the fair value of the consideration given in exchange for goods and services.

Fair value is the price that would be received to sell an assets or paid to transfer a liability in an orderly transaction between market participants at the measurement date, regardless of whether that price is directly observable or estimated using another valuation technique. In estimating the fair value of an assets or a liability, the Company takes into account the characteristics of the asset or liability if market participants would take those characteristics into account when pricing the asset or liability at the measurement date. Fair value for measurement and/or disclosure purposes in these financial statements is determined on such a basis.

The principal accounting policies adopted by the Company are set out below.

c) Revenue recognition

Revenue is measured based on the consideration to which the Company expects to be entitled in exchange for transferring promised services to a customer, excluding amounts collected on behalf of third parties.

Revenue is recognized when the Company satisfies a performance obligation by transferring a promised service to the customer, which is when the customer obtains control of the good or service. A performance obligation may be satisfied at a point in time or over time. The amount of revenue recognized is the amount allocated to the satisfied performance obligation.

IFRS 15 uses the terms 'contract asset' and 'contract liability' to describe what might more commonly be known as 'unbilled revenue' and 'unearned revenue', however the Standard does not prohibit an entity from using alternative descriptions in the statement of financial position. The Company has not adopted the terminology used in IFRS 15 to describe such balances.

Consultancy & IT staffing services

The Company recognizes revenue from consultancy and IT staffing services over time, using an output method to measure progress towards complete satisfaction of the service, because the customer simultaneously receives and consumes the benefits provided by the Company. The



output method recognizes revenue on the basis of direct measurements of the value to the customer of services transferred to date, relative to the remaining services promised under the contract.

d) Functional currency

The financial statements of the Company are presented in USD which is the currency of the primary economic environment in which the Company operates.

e) Foreign currencies

Transactions in currencies other than functional currency are recognised, on initial recognition, at exchange rates prevailing at the date of the transaction. At the balance sheet date, monetary items denominated in foreign currencies are retranslated at the rates prevailing on that date. Non-monetary assets and liabilities that are measured in terms of historical cost in a foreign currency are not retranslated.

Exchange differences arising on the settlement of monetary items or on translating monetary items at the balance sheet date are recognised in profit or loss.

f) Taxation

The tax expense recognized in statement of profit & loss comprises the sum of the tax currently payable by the Company and deferred tax.

Current tax

Current taxes are based on the taxable profit for the year of the Company and are calculated according to local tax rules, using the tax rates that have been enacted or substantially enacted by the balance sheet date. Taxable profit differs from 'profit before tax' as reported in the statement of profit or loss because of items of income or expenses that are taxable or deductible in other years and items that are never taxable or deductible.

Deferred tax

Deferred tax is recognized on temporary differences between the carrying amounts of assets and liabilities in the financial statements and the corresponding tax bases used in the computation of taxable profit. Deferred tax liabilities are generally recognized for all taxable temporary differences. Deferred tax assets are generally recognized for all deductible temporary differences to the extent that it is probable that taxable profit will be available against which those deductible temporary differences can be utilized.

The carrying amount of deferred tax assets is reviewed at the balance sheet date and reduced to the extent that it is no longer probable that sufficient taxable profits will be available to allow all or part of the asset to be recovered.

Deferred tax liabilities and assets are measured at the tax rates that are expected to apply in the year in which the liability is settled or the asset realized, based on tax rates (and tax laws) that have been enacted or substantively enacted by the balance sheet date.

Current and deferred tax for the year

Current and deferred tax are recognized in profit or loss, except when they relate to items that are recognized in other comprehensive income or directly in equity, in which case, the current and deferred tax are also recognized in other comprehensive income or directly in equity respectively.

g) Financial instruments

Financial assets and financial liabilities are recognised when the Company becomes a party to the contractual provisions of the instruments.

All financial instruments are recognised initially at fair value. Transaction costs that are directly attributable to the acquisition or issue of financial assets and financial liabilities (other than



financial assets and financial liabilities at fair value through profit or loss) are added to or deducted from the fair value of the financial assets or financial liabilities, as appropriate, on initial recognition. Transaction costs directly attributable to the acquisition of financial assets or financial liabilities at fair value through profit or loss are recognised immediately in profit or loss.

Financial assets

All regular way purchases or sales of financial assets are recognised and derecognised on a trade date basis. Regular way purchases or sales are purchases or sales of financial assets that require delivery of assets within the time frame established by regulation or convention in the marketplace.

All recognised financial assets are measured subsequently in their entirety at either amortised cost or fair value, depending on the classification of the financial assets.

Cash and bank balances

Cash and bank balance comprise cash in hand and in banks and demand deposits with banks. For the purposes of the cash flow statement, cash and cash equivalents include cash in hand, in banks and demand deposits with banks with an original maturity of three months or less.

Derecognition of financial assets

The Company derecognises a financial asset only when the contractual rights to the cash flows from the asset expire, or when it transfers the financial asset and substantially all the risks and rewards of ownership of the asset to another entity. If the Company neither transfers nor retains substantially all the risks and rewards of ownership and continues to control the transferred asset, the Company recognises its retained interest in the asset and an associated liability for amounts it may have to pay. If the Company retains substantially all the risks and rewards of ownership of a transferred financial asset, the Company continues to recognise the financial asset and also recognises a collateralised borrowing for the proceeds received.

On derecognition of a financial asset measured at amortised cost, the difference between the asset's carrying amount and the sum of the consideration received and receivable is recognised in profit or loss.

Financial liabilities measured subsequently at amortised cost

Financial liabilities that are not (i) contingent consideration of an acquirer in a business combination, (ii) held for trading, or (iii) designated as at FVTPL, are measured subsequently at amortised cost using the effective interest method.

The effective interest method is a method of calculating the amortised cost of a financial liability and of allocating interest expense over the relevant period. The effective interest rate is the rate that exactly discounts estimated future cash payments (including all fees and points paid or received that form an integral part of the effective interest rate, transaction costs and other premiums or discounts) through the expected life of the financial liability, or (where appropriate) a shorter period, to the amortised cost of a financial liability.

Derecognition of financial liabilities

The Company derecognises financial liabilities when, and only when, the Company's obligations are discharged, cancelled or have expired. The difference between the carrying amount of the financial liability derecognised and the consideration paid and payable is recognised in profit or loss.

Offsetting of financial instruments

Financial assets and financial liabilities are offset and the net amount is reported in the statement of financial position if there is a currently enforceable legal right to offset the recognised amounts and there is an intention to settle on a net basis, to realise the assets and settle the liabilities simultaneously.



h) Impairment

Financial assets

The Company recognises a loss allowance for expected credit losses on financial assets measured at amortised cost. The amount of expected credit losses is updated at each reporting date to reflect changes in credit risk since initial recognition of the respective financial instrument.

The Company always recognises lifetime ECL for trade receivables. The expected credit losses on these financial assets are estimated using a provision matrix based on the Company's historical credit loss experience, adjusted for factors that are specific to the debtors, general economic conditions and an assessment of both the current as well as the forecast direction of conditions at the reporting date, including time value of money where appropriate.

(i) Significant increase in credit risk

In assessing whether the credit risk on a financial instrument has increased significantly since initial recognition, the Company compares the risk of a default occurring on the financial instrument at the reporting date with the risk of a default occurring on the financial instrument at the date of initial recognition. In making this assessment, the Company considers both quantitative and qualitative information that is reasonable and supportable, including historical experience and forward looking information that is available without undue cost or effort. Forward looking information considered includes the future prospects of the industries in which the Company's debtors operate, obtained from economic expert reports, financial analysts, governmental bodies, relevant think tanks and other similar organisations, as well as consideration of various external sources of actual and forecast economic information that relate to the Company's core operations.

(ii) Definition of default

The Company considers that default has occurred when a financial asset is more than 120 days past due unless the Company has reasonable and supportable information to demonstrate that a more lagging default criterion is more appropriate.

(iii) Credit impaired financial assets

A financial asset is credit impaired when one or more events that have a detrimental impact on the estimated future cash flows of that financial asset have occurred.

(iv) Write off policy

The Company writes off a financial asset when there is information indicating that the debtor is in severe financial difficulty and there is no realistic prospect of recovery, e.g. when the debtor has been placed under liquidation or has entered into bankruptcy proceedings, or in the case of trade receivables, when the amounts are over two years past due, whichever occurs sooner. Financial assets written off may still be subject to enforcement activities under the Company's recovery procedures, taking into account legal advice where appropriate. Any recoveries made are recognised in profit or loss.

(v) Measurement and recognition of expected credit losses

The measurement of expected credit losses is a function of the probability of default, loss given default (i.e. the magnitude of the loss if there is a default) and the exposure at default. The assessment of the probability of default and loss given default is based on historical data adjusted by forward looking information. As for the exposure at default, for financial assets, this is represented by the assets' gross carrying amount at the reporting date.

For financial assets, the expected credit loss is estimated as the difference between all contractual cash flows that are due to the Company in accordance with the contract and all the cash flows that the Company expects to receive, discounted at the original effective interest rate.



Non-financial assets

The carrying amounts of the Company's non-financial assets, excluding deferred tax assets, are reviewed at each reporting date to determine whether there is any indication of impairment. If any such indication exists then the asset's recoverable amount is estimated. An impairment loss is recognised if the carrying amount of an asset exceeds its recoverable amount. Impairment losses are recognised in profit or loss.

The recoverable amount of an asset or its cash generating unit is the greater of its value in use and its fair value less costs to sell. In assessing value in use, the estimated future cash flows are discounted to their present value using a pre-tax discount rate that reflects current market assessments of time value of money and risks specific to the asset.

Impairment losses recognised in prior periods are assessed at each reporting date for any indications that the loss has decreased or no longer exists. An impairment loss is reversed if there has been a change in the estimates used to determine the recoverable amount. An impairment loss is reversed only to the extent that the asset's carrying amount does not exceed the carrying amount that would have been determined, net of depreciation or amortisation, if no impairment loss had been recognised.

i) Provisions

Provisions are recognized when the Company has a present obligation (legal or constructive) as a result of a past event, and when it is probable that an outflow of resources embodying economic benefits will be required to settle the obligation and the amount of the obligation can be estimated reliably.

Provisions are reviewed at each balance sheet date and adjusted to reflect the current best estimate. If it is no longer probable that an outflow of economic resources will be required to settle the obligation, the provision is reversed. If the effect of the time value of money is material, provisions are discounted using a current pre tax rate that reflects, where appropriate, the risks specific to the liability. When discounting is used, the increase in the provision due to the passage of time is recognized as a finance cost.

j) Government grant

Grants and subsidies from the government are recognised when there is reasonable assurance that the grant / subsidy will be received and all attaching conditions will be complied with.

When the grant or subsidy relates to an expense item, it is deducted in reporting the related expenses over the periods necessary to match them on a systematic basis to the costs, which it is intended to compensate. Grant or subsidy relating to expenses already incurred in previous years is recognised under other income.

k) Critical accounting judgments and key sources estimation uncertainty

The preparation of the financial statements in conformity with International Financial Reporting Standards requires management to make judgments, estimates and assumptions that affect the application of policies and reported amounts of assets and liabilities, income and expenses. The estimates and associated assumptions are based on historical experiences, management expertise and other contributing factors, the results which form the basis of making judgments about the carrying value of assets and liabilities that may not be readily apparent from other sources. Actual results may differ from these estimates.

Critical accounting judgments

- (i) The Company's major tax jurisdiction is USA. Significant judgments are involved in determining the provision for income taxes. Also refer to note 17.
- (ii) Estimation of uncertainties relating to the global health pandemic from COVID-19

In assessing the recoverability of receivables including unbilled receivables, contract assets and contract costs, the Company has considered internal and external information upto the



date of approval of these financial statements including credit reports and economic forecasts. The Company has performed sensitivity analysis on the assumption used and based on certain indicators of future economic conditions, the Company expects to recover the carrying amounts of these assets. The impact of the global health pandemic may be different from that estimated as at the date of approval of these financial statements and the Company will continue to closely monitor any material changes to future economic conditions.

I) New and revised IFRS in issue but not yet effective

The Company has not yet applied the following new and revised IFRS that have been issued but are not yet effective:

New and revised IFRSs

**Effective for
annual periods
beginning on or after**

Annual Improvements to IFRS Standards 2018-2020 (Amendments to IFRS 1, IFRS 9, IFRS 16 and IAS 41)

1 January 2022

Amendments to IAS 1 Presentation of Financial Statements which clarify the criteria used to determine whether liabilities are classified as current or non-current

1 January 2023

Management anticipates that these new standards, interpretations and amendments will be adopted in the financial statements as and when they are applicable and adoption of these new standards, interpretations and amendments should have no material impact on the financial statements of the Company in the year of initial application.



3 Trade receivables

(Amount in USD)

Particulars	As at	As at
	December 31, 2021	December 31, 2020
Unsecured, considered good	575,123	452,273
	575,123	452,273

Trade receivables are non-interest bearing and are on 30 days terms. They are recognised at their original invoice amounts, which represents their fair values on initial recognition.

The Company assesses at the end of each reporting period whether there is objective evidence that trade receivables are impaired.

An allowance for impairment is established when there is objective evidence that the Company will not be able to collect all amounts due according to the original terms of the receivables. Significant financial difficulties of the debtor, probability that the debtor will enter bankruptcy or financial reorganisation, and default or delinquency in payments are considered indicators that the receivable is impaired. The amount of the allowance is recognised in the profit or loss.

The Company has no provision for doubtful debt as per expected credit loss as all trade receivables from related party.

Receivables that are past due but not impaired

The Company has NIL trade receivables that is past due at the end of reporting period but not impaired.

4 Cash and bank balances

(Amount in USD)

Particulars	As at	As at
	December 31, 2021	December 31, 2020
Balances with banks		
In current account	42,852	74,089
	42,852	74,089

5 Other financial assets (carried at amortised cost)

(Amount in USD)

Particulars	As at	As at
	December 31, 2021	December 31, 2020
Staff advance	2,288	3,038
	2,288	3,038
Non-current	-	-
Current	2,288	3,038
	2,288	3,038

6 Other current assets

(Amount in USD)

Particulars	As at	As at
	December 31, 2021	December 31, 2020
Prepaid expenses	6,653	-
	6,653	-
Non-current	-	-
Current	6,653	-
	6,653	-



7 Share capital

Particulars	(Amount in USD)	
	As at December 31, 2021	As at December 31, 2020
Ordinary shares		
Authorised		
250,000 (Previous year 250,000) ordinary shares at "no par value"	-	-
Issued, subscribed and fully paid up		
243,750 (Previous year 243,750) ordinary shares at "no par value"	243,750	243,750
	243,750	243,750

Notes

(a) Reconciliation of number of ordinary shares and amount of ordinary shares outstanding at the beginning and at the closing of the year:

Particulars	For the year ended December 31, 2021		For the year ended December 31, 2020	
	Number	Amount	Number	Amount
At the beginning of the year	243,750	243,750	243,750	243,750
Issued during the year	-	-	-	-
Outstanding at the closing of the year	243,750	243,750	243,750	243,750

(b) Terms/rights attached to ordinary shares:

The Company has only one class of ordinary shares. Each holder of ordinary share is entitled to one vote per share and carry a right to dividends.

8 Retained earnings / (deficit)

Particulars	(Amount in USD)	
	As at December 31, 2021	As at December 31, 2020
Opening balance	(181,786)	(303,503)
Add: Profit for the year	493,659	121,717
Total	311,873	(181,786)

9 Trade payables

Particulars	(Amount in USD)	
	As at December 31, 2021	As at December 31, 2020
Trade payables	22,144	11,500
	22,144	11,500

Trade payables are non-interest bearing and trade payables are normally settled on 30 to 60 days' terms.

10 Borrowings

Particulars	(Amount in USD)	
	As at December 31, 2021	As at December 31, 2020
Loan from related party (refer to Note 18)	-	128,429
PPP forgivable loan (refer to Note 20)	-	304,120
	-	432,549
Non-Current	-	109,297
Current	-	323,252

During the year ended December 31, 2020, the Company had obtained the forgivable loan under Paycheck Protection Program (PPP) by Small Business Administration, United States of America ("SBA").

During the year ended December 31, 2021, the Company received forgiveness of the entire loan amount upon satisfaction of the underlying conditions. Consequently, the amount of loan forgiven was recognised as income and presented under the head other income.

11 Other financial liabilities

Particulars	(Amount in USD)	
	As at December 31, 2021	As at December 31, 2020
Payable to related party (refer to Note 18)	11,200	6,150
	11,200	6,150
Non-Current	-	-
Current	11,200	6,150



R Systems Technologies Limited

Notes to the Financial Statements for the year ended December 31, 2021

12 Revenue from operations

Particulars	(Amount in USD)	
	Year ended December 31, 2021	Year ended December 31, 2020
Rendering of services	4,730,902	3,009,151
	4,730,902	3,009,151

Information about major customers:

Company has generated revenue from billing to a related party only for the years ended December 31, 2021 and 2020.

13 Cost of revenues

Particulars	(Amount in USD)	
	Year ended December 31, 2021	Year ended December 31, 2020
Salaries and wages	4,420,043	2,800,656
	4,420,043	2,800,656

14 Other income

Particulars	(Amount in USD)	
	For the year ended December 31, 2021	For the year ended December 31, 2020
Forgiveness of PPP Loan (refer to Note 10)	304,120	-
	304,120	-

15 Selling general and administrative expenses

Particulars	(Amount in USD)	
	Year ended December 31, 2021	Year ended December 31, 2020
Sub-contracting expenses	27,096	27,096
Legal and professional fees	12,881	6,030
Auditors' remuneration	4,346	4,379
	44,323	37,505
Expense by nature		
Salaries and wages	4,420,043	2,800,656
Sub-contracting expenses	27,096	27,096
Rates and taxes	1,251	-
Legal and professional fees	12,881	6,030
Auditors' remuneration	4,346	4,379
	4,465,617	2,838,161

16 Finance cost

Particulars	(Amount in USD)	
	Year ended December 31, 2021	Year ended December 31, 2020
Interest expense on loan from related party (refer to Note 18)	3,068	7,152
Interest on income tax	5,621	-
Interest expense on borrowings	-	2,020
	8,689	9,172



17 Taxation

The provision for income taxes for the years ended December 31, 2021 and 2020 consisted of the following:

Components of income tax expense	(Amount in USD)	
	Year ended December 31, 2021	Year ended December 31, 2020
Current income tax expense		
In respect of the current year	71,600	44,800
In respect of the prior periods	(3,292)	(4,699)
Deferred tax	-	-
Income tax expense reported in income statement	68,308	40,101
Reconciliation of income tax charge to accounting profit:		
Profit before tax	561,967	161,818
Effective income tax rate in USA	27.98%	27.98%
Expected tax expense	157,239	45,277
Income exempt from tax	(85,104)	-
Adjustment of current tax of prior periods	(3,292)	(4,699)
Others (net)	(555)	(477)
	68,308	40,101

Break up of effective tax rate:

Particulars	For the year ended December 31, 2021	For the year ended December 31, 2020
Federal statutory rate	21.00%	21.00%
State tax rate, net of federal benefit	6.98%	6.98%
Effective income tax rate	27.98%	27.98%

Note :

For certain states, the Company files tax return along with RSIL and fellow subsidiary company R Systems Inc, USA, under the unitary methodology. The provision in such states have been computed using consolidated profit of RSIL and allocated to the Company based on its share from the respective state.

----- This space has been intentionally left blank -----



18 Related party disclosures

i) Names of related parties

Parent entity

Fellow subsidiaries

R Systems International Limited, India

Following are the subsidiaries of R Systems International Limited, India

R Systems (Singapore) Pte Ltd, Singapore

R Systems Inc, USA

R Systems Consulting Services Limited, Singapore (formerly known as ECnet Limited, Singapore)

R Systems Computaris International Limited, UK (formerly known as Computaris International Limited, UK)

RSYS Technologies Limited, Canada

IBIZ Consultancy Services India Private Limited, India

Following is the subsidiary of R Systems Inc., USA

- Innovizant LLC, USA (merged with R Systems, Inc. USA w.e.f. August 31, 2021)

Following are the subsidiaries of R Systems Consulting Services Limited, Singapore

- R Systems Consulting Services (M) Sdn. Bhd., Malaysia (formerly known as ECnet (M) Sdn. Bhd. Malaysia)

- R Systems Consulting Services (Thailand) Co., Ltd., Thailand (formerly known as ECnet Systems (Thailand) Co. Ltd., Thailand)

- R Systems Consulting Services (Shanghai) Co., Ltd., People's Republic of China (formerly known as ECnet (Shanghai) Co. Ltd.)

- R Systems Consulting Services (Hong Kong) Ltd., Hong Kong (formerly known as ECnet (Hong Kong) Ltd., Hong Kong)

- R Systems Consulting Services Kabushiki Kaisha, Japan (formerly known as ECnet Kabushiki Kaisha, Japan)

Following are the subsidiaries of R Systems Computaris International Limited, UK

- R Systems Computaris Europe S.R.L., Romania (formerly known as Computaris Romania Srl, Romania)

- R Systems Computaris Poland Sp. Z O.O., Poland (Formerly known as Computaris Polska Sp Z O.O., Poland)

- R Systems Computaris S.R.L, Moldova (formerly known as ICS Computaris International Srl, Moldova)

- R Systems Computaris Malaysia Sdn. Bhd., Malaysia (formerly known as Computaris Malaysia Sdn. Bhd., Malaysia)

- R Systems Computaris Philippines Pte. Ltd. Inc., Philippines (formerly known as Computaris Philippines Pte. Ltd. Inc., Philippines)

- R Systems Computaris Suisse Sarl, Switzerland (previously known as Computaris Suisse Sarl, Switzerland)

Following are the subsidiaries of R Systems (Singapore) Pte Ltd, Singapore

R Systems IBIZCS Pte. Ltd., Singapore (formerly known as IBIZ Consulting Pte Ltd) with the following step down subsidiaries:

- IBIZ Consulting Services Pte Ltd, Singapore

- R Systems IBIZCS Sdn. Bhd., Malaysia (formerly known as IBIZ Consulting Services Sdn. Bhd., Malaysia)

- PT. R Systems IBIZCS International, Indonesia (formerly known as PT. IBIZCS Indonesia, Indonesia)

- IBIZ Consulting (Thailand) Co. Ltd., Thailand

- IBIZ Consulting Services Limited, Hong Kong (IBIZ HK)

- IBIZ Consulting Services (Shanghai) Co. Ltd., People's Republic of China (wholly owned subsidiary of IBIZ HK)

Key management personnel

Dr. Satinder Singh Rekhi, Director

Harpreet Rekhi, Director

Sartaj Singh Rekhi, Director



R Systems Technologies Limited

Notes to the Financial Statements for the year ended December 31, 2021

ii) **Details of transactions with related parties for the year ended December 31, 2021 and December 31, 2020:**

Particulars	(Amount in USD)	
	Year ended December 31, 2021	Year ended December 31, 2020
Information technology services rendered to		
R Systems Inc. USA	4,730,902	3,009,151
Total	4,730,902	3,009,151
Interest Expenses		
R Systems Inc. USA	3,068	7,152
Total	3,068	7,152
Travel & other expenses reimbursed by the company to		
R Systems Inc. USA	1,084	32,612
Total	1,084	32,612
Travel & other expenses reimbursed to the company by		
R Systems Inc. USA	5,687	1,327
Total	5,687	1,327
Loans repaid to		
R Systems Inc. USA	128,429	67,848
Total	128,429	67,848

iii) **Outstanding balances of related parties as at December 31, 2021 and December 31, 2020:**

Particulars	(Amount in USD)	
	Year ended December 31, 2021	Year ended December 31, 2020
Trade receivable		
R Systems Inc. USA	575,123	452,273
Total	575,123	452,273
Short term borrowings		
R Systems Inc. USA*	-	128,429
Total	-	128,429
*The loans bear interest at 5% per annum and are due on demand. The maximum amount outstanding during 2021 and 2020 was USD 128,429 and USD 198,730 respectively.		
Other financial liabilities		
R Systems Inc. USA	11,200	6,150
Total	11,200	6,150



19 Financial instruments and risk management**a) Categories of financial instruments**

The Company has the following categories of financial instruments at the balance sheet date:

	(Amount in USD)	
	Year ended December 31, 2021	Year ended December 31, 2020
Financial assets		
Trade receivables	575,123	452,273
Cash and bank balances	42,852	74,089
Other financial assets	2,288	3,038
	620,263	529,400
Financial liabilities		
Trade and other payables	22,144	11,500
Short term borrowing	-	128,429
Borrowings	-	304,120
Other Financial Liabilities	11,200	6,150
	33,344	450,199

b) Financial risk factors and risk management objectives

The Board of Directors of the company is charged with the overall responsibility of establishing and monitoring the Company's risk management policies and processes. The Company's risk management policies and processes are determined in order to identify, analyse and monitor the risks that are faced by the Company.

The principal risks to which the Company is exposed are market risk including currency risk, price risk and interest rate risk, credit risk and liquidity risk.

Foreign currency risk

Currency risk is the risk that the value of a financial instrument will fluctuate due to changes in foreign exchange rates. Currency risk arises when transactions are denominated in foreign currencies.

The Company has no significant exposure to movements in foreign currency exchange rates arising from normal trading transactions. Therefore, the risk associated with the movement of foreign exchange rates has no significant impact on the company.

Credit risk

Credit risk is the risk that a counter-party will cause a financial loss to the Company by failing to discharge its obligation to the Company.

The Company trades only with recognised, credit worthy customers. All customers who wish to trade on credit are subject to credit verification checks. Customer balances are checked regularly to ensure that the risk of exposure to bad debts is minimised.

The maximum exposure to credit risk for trade and other receivables, bank balances and other financial assets is represented by their carrying amount.

Trade receivables

The Company's exposure to credit risk is influenced mainly by the individual characteristics of each customer. The demographics of the customer, including the default risk of the industry and country in which the customer operates, also has an influence on credit risk assessment.

Company has generated revenue from billing to a related party only for the years ended December 31, 2021 and 2020.

Interest rate risk

The Company has no exposure to interest rate risk as it does not have any floating interest bearing borrowings / investments.

Market risk

Market risk is the risk that the fair value or future cash flows of a financial instrument will fluctuate because of changes in market prices. Such changes in the values of financial instruments may result from changes in the foreign currency exchange rate, interest rates and prices.



19 Financial instruments and risk management (Contd.)**Liquidity risk**

Liquidity risk is the risk that the Company will encounter difficulty in meeting obligations associated with financial liabilities. The Company has given responsibility of liquidity risk management to the Board of Directors who have formulated liquidity management tools to service this requirement.

Management of liquidity risk is achieved by monitoring budgets and forecasts and actual cash flows. In addition, the Company benefits from strong cash flow from its normal trading activities.

The table below summarises the maturity profile of the Company's financial liabilities based on contractual undiscounted payments:

Particulars	(Amount in USD)	
	Year ended December 31, 2021	Year ended December 31, 2020
Less than 1 year		
Trade and other payables	22,144	11,500
Borrowings	-	323,252
Other Financial Liabilities	11,200	6,150
	22,144	334,752
More than 1 year		
Borrowings	-	109,297
	-	109,297

c) Capital risk management

The Company aims to manage its overall capital so as to ensure the company continues to operate as a going concern, whilst providing an adequate return to shareholders. The Company's overall strategy remains unchanged for 2021 and it is not subject to externally imposed capital requirements.

The Company's current and total liabilities exceeded its current and total assets as at the year end. The holding company undertakes to continue providing financial support to the Company to discharge its liability.

The Company's capital structure represents the equity attributable to shareholders of the company together with cash and bank balances as follows:

Particulars	(Amount in USD)	
	Year ended December 31, 2021	Year ended December 31, 2020
Total shareholder fund attributable to the common stock holders	555,623	61,964
As percentage of total capital	100.00%	12.53%
Borrowings (including current maturities)	-	432,549
As percentage of total capital	0.00%	87.47%
Total capital (equity and borrowings)	555,623	494,513



R Systems Technologies Limited

Notes to Financial Statements for the year ended December 31, 2021

20 Subsequent events

The Company evaluated subsequent events for potential recognition and disclosure through February 18, 2022, the date the financial statements were issued.

**For and on behalf of the Board of Directors of
R SYSTEMS TECHNOLOGIES LIMITED**



DR. SATINDER SINGH REKHI

Director

Place: Singapore

Date : February 18, 2022